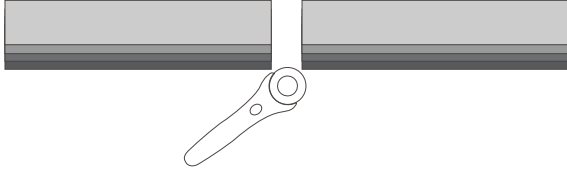



1. Unpack 2½" strips and color sort 2 each per color. *keep your color order the same for each Strata.

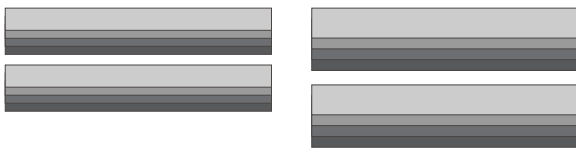
2. Cut fold off 2½" strips to make 2½" x 22".



3. Now you have 4 each per color 2½" x 22".



4. Take 2 each, cut again into 1" x 22" and 1½" x 22".




5. You should have 6 stacks:

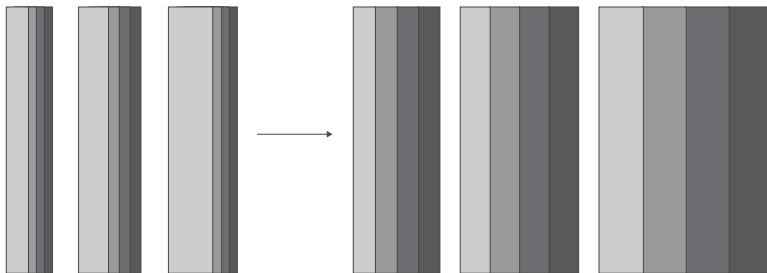
Two at 2½" x 22"

Two at 1½" x 22"

Two at 1" x 22"




6. Take one stack per size and sew the strips in color order.



7. Mix your sizes with last three stacks

Take number of colors divide by 3.

Count down through your colors and split into piles.



8. Reorganize your sizes to make 3 more sets that will have a mix of sizes but still in color order.

