


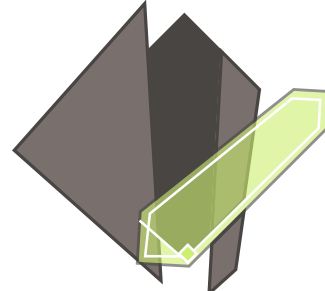
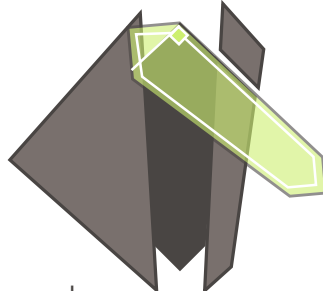
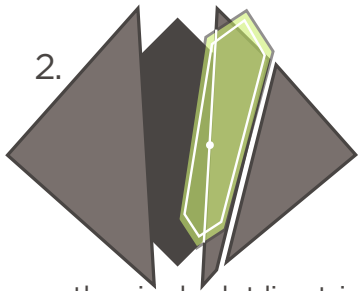


BURST BLOCK

Follow diagrams to make block




start with two 10x10 squares, using the template cut the 3 shapes from one square and cut the other square diagonally



flip template over & repeat cutting on other side

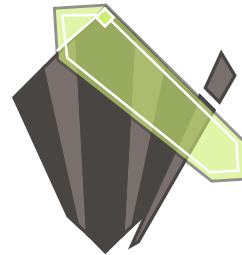

use the single dot line trim for new wedge



flip template over & repeat cutting on other side



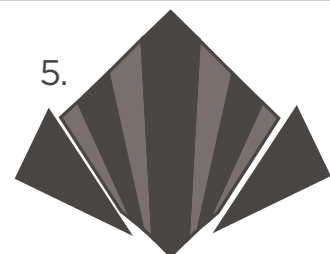
align the triangles like they were cut from the template

use the double dot line trim for new wedge



flip template over & repeat cutting on other side

use the triple dot line trim for new wedge



flip template over & repeat cutting on other side

use 90 degree markings only to trim all 4 sides to square



square block